


An introduction to Phonics and Reading

LO - To understand what Phonics is and how it is taught at St Vincent's Catholic Primary School.

3rd October 2023



What a fantastic start!





**A love of reading is the biggest indicator
of future academic success.**

OECD (The Organisation for Economic Co-operation and Development)



How many times have you already read today?





“

Phonics is:

**making connections between the sounds
of our spoken words and the letters that
are used to write them down.**

”



Phonics



Children are taught how to:

- recognise the sounds that each individual letter makes;
- identify the sounds that different combinations of letters make such as 'sh' or 'oo';
- blend these sounds together from left to right to read words.

Children can then use this knowledge to 'decode' new words that they hear or see.







Phonics at St Vincent's



- At St Vincent's we are using Little Wandle Letters and Sounds Scheme of Learning.
- Children begin Little Wandle in Reception and continue through to Year 1 and beyond.
- There is a clear progression of learning and specific sounds are tricky words taught each term.
- Children are taught phonics daily and generally learn 4 new sounds each week with a review session on a Friday.
- Children are assessed every 5 weeks to review progress. Children who are not keeping-up with their peers will be given additional practice immediately through keep-up sessions.



Reception	
Autumn 1 Phase 2 graphemes	New tricky words
s a t p i n m d g o c k c k e u r h b f l	is I the
Autumn 2 Phase 2 graphemes	New tricky words
ff ll ss j v w x y z zz qu ch sh th ng nk • words with -s /s/ added at the end (hats sits) • words ending -s /z/ (his) and with -s /z/ added at the end (bags)	put* pull* full* as and has his her go no to into she push* he of we me be
*The tricky words 'put', 'pull', 'full' and 'push' may not be tricky in some regional pronunciations; in which case, they should not be treated as such.	
Spring 1 Phase 3 graphemes	New tricky words
ai ee igh oa oo oo ar or ur ow oi ear air er • words with double letters • longer words	was you they my by all are sure pure
Spring 2 Phase 3 graphemes	No new tricky words
Review Phase 3 • longer words, including those with double letters • words with -s /z/ in the middle • words with -es /z/ at the end • words with -s /s/ and /z/ at the end	Review all taught so far
Summer 1 Phase 4	New tricky words
Short vowels with adjacent consonants • CVCC CCVC CCVCC CCVCV CCVCVCC • longer words and compound words • words ending in suffixes: -ing, -ed /t/, -ed /id/ /ed/, -est	said so have like some come love do were here little says there when what one out today
Summer 2 Phase 4 graphemes	No new tricky words
Phase 3 long vowel graphemes with adjacent consonants • CVCC CCVC CCVCV CCV CCVCC • words ending in suffixes: -ing, -ed /t/, -ed /id/ /ed/, -ed /d/ -er, -est • longer words and compound words	Review all taught so far

New GPC and mnemonic	Formation phrase
s snake 	Under the snake's chin, slide down and round its tail.
a astronaut 	Around the astronaut's helmet and down into space.
t tiger 	From the tiger's nose to its tail, then follow the stripe across the tiger.
p penguin 	Down the penguin's back, up and around its head.

- The **phoneme** is the sound it makes
- The **grapheme** is how the sound looks when written down.

In the phonics scheme:

- Every letter has a mnemonic - picture
- Every letter has a formation phrase





What is segmenting and blending?

Blending: Seeing a word and merging the phonemes together to read the word

Segmenting: Chopping up a word into separate phonemes to spell it out



<https://youtu.be/IL5YUCPyC5I>



<https://www.littlewandlelettersandsounds.org.uk/resources/for-parents/>







Using Pure Sounds

We encourage the children to use the pure sounds. There are fantastic videos on the Little Wandle Website to help support with this.

[For parents | Letters and Sounds
\(littlewandlelettersandsounds.org.uk\)](https://www.littlewandlelettersandsounds.org.uk)



Phase 2 grapheme information sheet			Autumn 1
Grapheme and mnemonic	Picture card	Pronunciation phrase	Formation phrase
s s	 snake	Show your teeth and let the s hiss out ssssss ssssss	Under the snake's chin, slide down and round its tail.
a a	 astronaut	Open your mouth wide and make the 'a' sound at the back of your mouth a a a	Around the astronaut's helmet, and down into space.
t t	 tiger	Open your lips, put the tip of your tongue behind your teeth and press t t t	From the tiger's nose to its tail, then follow the stripe across the tiger.
p p	 penguin	Bring your lips together and push them open and say p p p	Down the penguin's back, up and round its head.
i i	 iguana	pull your lips back and make the 'i' sound at the back of your mouth i i i	Down the iguana's body, then draw a dot (on the leaf) at the top.
n n	 net	Open your lips a bit, put your tongue behind your teeth and make the nnnnn sound nnnnn	Down the stick, up and over the net.
m m	 mouse	Put your lips together and make the mmmmn sound mmmmn	Down, up and over the mouse's ears, then add a flick on the nose.

Half Termly Assessments



- All children are assessed on a 1:1 basis every 5 weeks.
- This demonstrates how well the children have picked up the sounds and are beginning to apply them.
- These assessment then help us to ensure the children are reading the phonics books linked to their ability.
- Keep up sessions provided to fill in any gaps they may have.

Autumn 1

m	a	p	c	o
s	g	k	u	h
i	t	n	r	f
d	ck	e	b	l

sat man hug red peck





Reading Practice

Each week all children will engage in Reading Sessions within school - these are timetabled sessions and taught by a Teacher or Teaching Assistant and taught in small groups.

- 1) Decoding - sounding out and blending of words, recognising high frequency and tricky words.
- 2) Prosody - using expression when reading.
- 3) Comprehension - understanding what we are reading.




At the end of the week the book is then sent home to practice at home with parents.



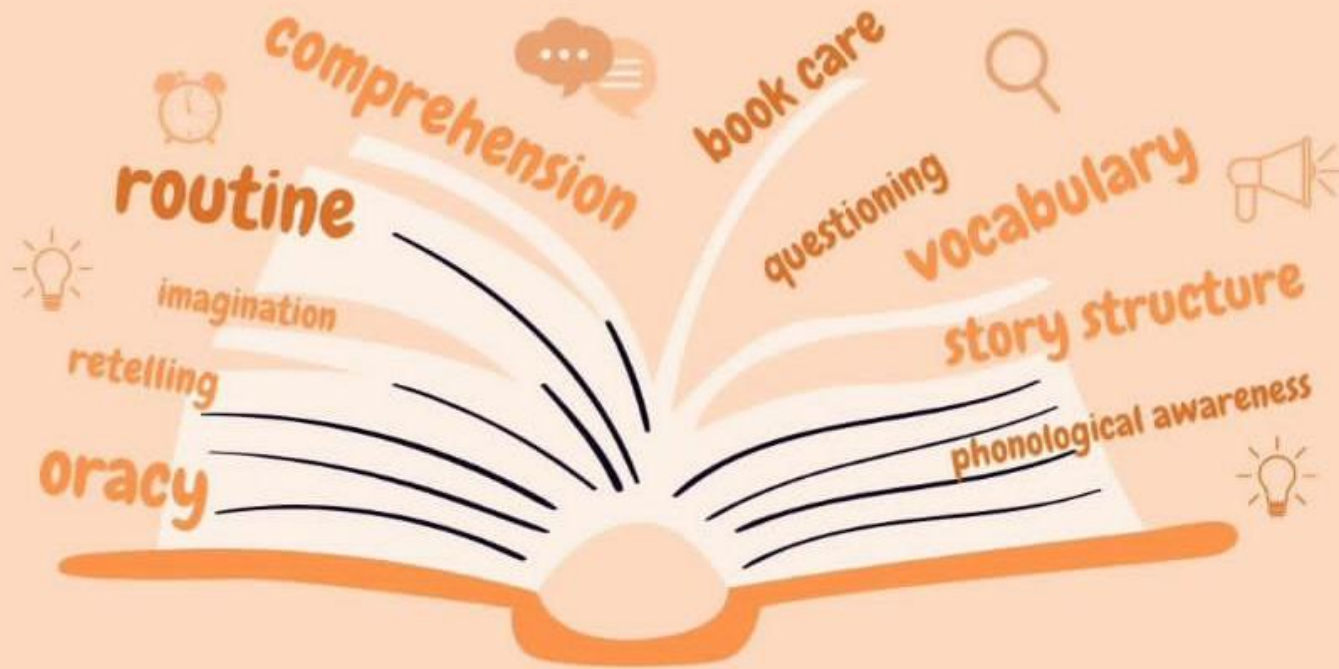


Reading Practice Book

- Parents/carers play a vital role. It is important that children have plenty of practice reading at home in order to become fluent, confident readers.
- The reading books sent home will be matched to their phonic stage and will be fully decodable.
- Books will be sent home on a Wednesday so please do make sure you make time to read at least a couple of times over the weekend to really support your child.
- All children develop at different stages. When your child is confident with blending they will have a book with words.
- Each week we will send home blending support activities to continue to build confidence.





What's the point of



wordless books?



Phonics fun!





Tricky Words

- Tricky words are words are not phonically plausible, i.e. they can't be sounded out.
- When we teach a tricky word we explain to the children what is tricky about this word.
- At the end of the week when we have taught a new tricky word we will send home that word in the little pouches for you to practise at home. You may wish to copy it or write it on post it notes and put it around the house.
- By the end of Reception we aim to be able to read and spell all the tricky words we have taught over the year.



Reading for Pleasure....



- We have a selection of books for the children to browse both fiction and non fiction.
- Every week the children can take home a book to enjoy with family at home. (Wednesday)
- Children to return books to school each week and exchange for a new book.
- These books are to help develop reading for pleasure.
- These books are for YOU to read and enjoy with your child.



Some tips for sharing books for pleasure...



- Make the story sound as exciting as you can by changing your voice.
- Talk with your child as much as you can.
- Introduce new and exciting language.
- Encourage your child to use new vocabulary.
- Make up sentences together.
- Find different words to use.
- Describe things you see.



Early Learning Goal - Literacy - end of Reception Year



Comprehension

- Demonstrate understanding of what has been read to them by retelling stories and narratives using their own words and recently introduced vocabulary
- Anticipate key events in stories
- Use and understand recently introduced vocabulary during discussions about stories, non-fiction, rhymes and poems and during role-play.

Word Reading

- Say a sound for each letter in the alphabet and at least 10 digraphs
- Read words consistent with their phonic knowledge by sound-blending
- Read aloud simple sentences and books that are consistent with their phonic knowledge, including some common exception words.

Writing



- Write recognisable letters, most of which are correctly formed
- Spell words by identifying sounds in them and representing the sounds with a letter or letters
- Write simple phrases and sentences that can be read by others.



Ideas for activities to support learning at home...



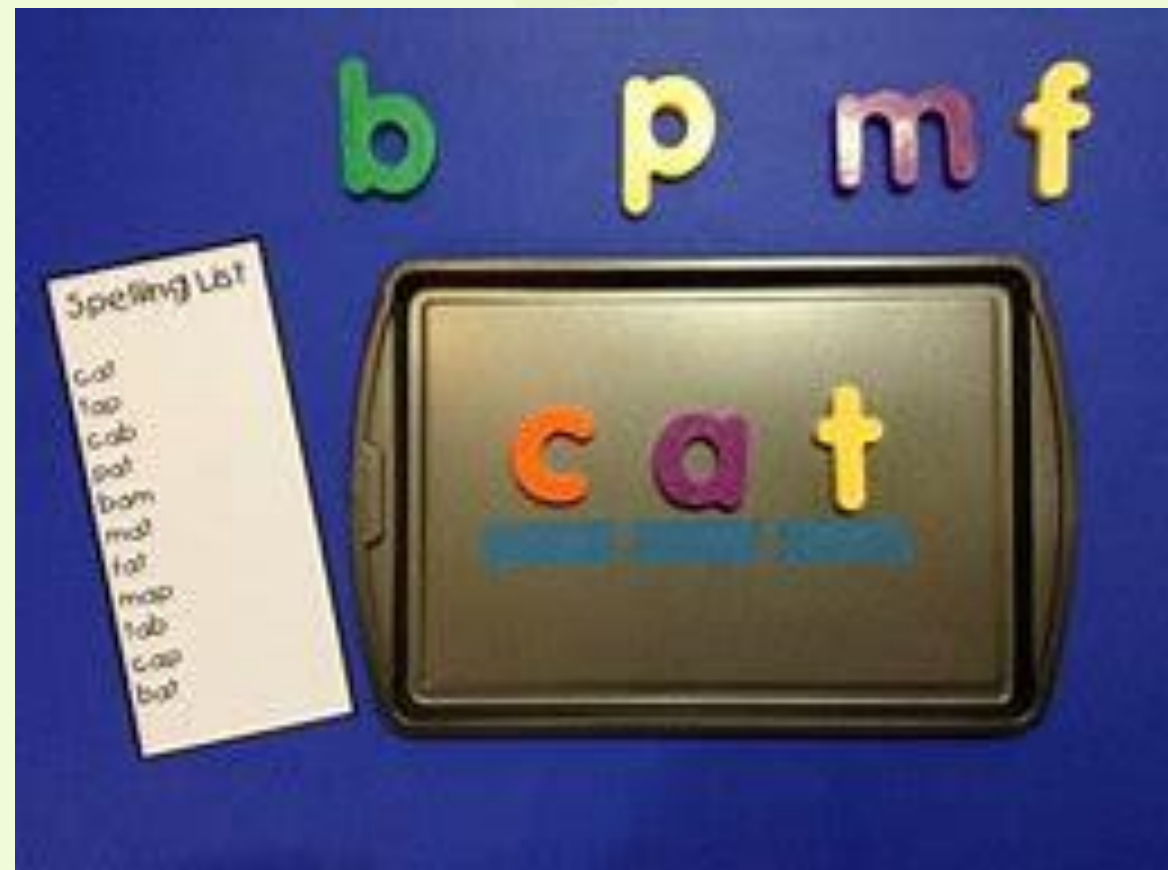
Sharing books together



- Range of different types of books/magazines
- Reading for pleasure
- Sharing your favourite book when you were a child.



Magnetic letters



Writing and Mark Making

sand, gloop, painting,
chalking, bath paints,
secret spy pens



THE IMAGINATION TREE

LazyMomsBlog.com

Website/App Recommendations - Literacy Focus



Teach Your Monster
to Read
(App/Website)



Hairy Words 1
(App)



Chatterpix
Kids
(App)



Reading Eggs
(App/Website)

Websites:

Tricky word songs <https://youtu.be/TvMyssfAUx0>

Alphablocks - <https://www.bbc.co.uk/cbeebies/shows/alphablocks>



Flash Cards

- Use flash cards to practice sounds.
- Take it in turns to be the teacher.
- Hide sounds around the house for children to find and collect.
- Lay cards out on the floor and throw a bean bag/teddy and whichever it lands on you have to call out the sound.
- Build CVC (Consonant -Vowel - Consonant) words using the cards to practice sounding out and blending.

s a t




The power of a post it note

- Writing simple CVC words and Tricky words on them and having around the house to practice reading.
- Hide words around the house, give children a word and get them to go find it and bring it to you.
- Labelling objects, initial sounds moving towards writing simple CVC words and little captions.
- Using UV pens to write words for children to read - being secret spies!!



BINGO!!



- Phonic sound bingo.
- Tricky word bingo
- Old newspapers - give them a sound/word to find, dab the sound every time they see it.

<https://myfreebingocards.com/bingo-card-generator>





Tricky Word Detectives

- Using Tricky Words taught to find these words in books at home.
- Choose one to focus on when reading a book at bedtime.
- How many times can you find this word in your book as mummy and daddy read it to you?



What else is going on?

- **Maths** - Subitising numbers to 5, cardinal counting, matching and sorting objects, repeating patterns.
- **Communication and Language** - listening and attention games, circle time activities, sharing our shoe boxes.
- **Expressive Arts and Design** - exploring different mediums for art skills, role play activities, music sessions.
- **Understanding the World** - changes in our own history, old and new toys, Forest school afternoons, looking at all the amazing things in God's World.
- **Fine/Gross Motor Skill** - PE with Coach Dave, dough disco, mark making, cutting, peg boards and lots of fine motor activities.
- **Independence** - encouraging children to think for themselves and to take responsibility, putting coats on, dressing for PE.



Broad and balanced curriculum.





Education City

Log in to EducationCity

Username and Password

Username
Enter Username

Password
Enter Password

Country
England

[Forgotten your login details?](#)

Log In

Single Sign-On

Log in with Wonde

Log in with Google for Education

Log in with Office 365 Education

[In the USA? Log in to your account here.](#)

[Start a FREE TRIAL now](#)

<https://www.educationcity.com/>



Log in details to be sent home in back of Reading Diaries

A collection of tasks that have been set especially for you to complete.

Classwork Homework

4 MyCities

- Rec - Homework w/e 9th October
395StVincentCath
olicAdmin
- REC - Homework w/e 16th October
395StVincentCath
olicAdmin
- Rec - October Half Term Games
395StVincentCath
olicAdmin
- Rec Homework w/e Friday 13th Nov
395StVincentCath
olicAdmin

Rec Homework w/e Friday 13th Nov
395StVincentCatholicAdmin

Homework

- Run, Rabbit, Run
Letter 'r'
English
Score: 100%
- Bongo Beat
Initial phonemes of CVC w...
English
Score: 100%
- I See Words
Read tricky/HF ph2 words
English
Score: 40%
- Bon-Go Go Go!
Counting to 10
Mathematics
Score: 100%

Tapestry

- Tapestry is working well.
- Thank you to the parents who have already started contributing.
- Please ask if you need the password resetting or have any questions.
- Please feel free to add observations of things the children are doing at home as they love to share!



Important Information

- New Reading Books to be sent home on a Wednesday and removed on a Monday ready for Reading Practice.
- Homework to be put in folders on a Friday.
- Snack - offered fresh fruit every morning break and milk available for all everyday for all children.
- Hair to be tied up please to avoid unwanted visitors.
- Earrings to be removed or covered with plasters on PE day which is Friday.
- This PowerPoint will be shared on the school website.



Thank you for joining us today.

If you have any questions please do
ask.

Time now to play...

