


St Vincent's Art Overview

EYFS : Expressive Arts and Design

Art is part of the continuous provision in Reception.


| Autumn | Spring | Summer |
|-------------------------------------|-----------------|-----------------------------------|
| Clay hedgehogs and hedgehog houses. | Space art work. | Minibeast observational drawings. |

Art Skills taught each week by TA throughout the year covering: colours for purpose, colour mixing, experimentation with different media, textures, using tools and techniques, joining and assembling materials.

| | | |
|--|--|--|
|  <p>Observational drawing/wax resist</p> | <p><u>Cross-Curricular link: Science: Materials</u></p> | <p><u>Cross-Curricular link: Science: Plants and Living Things and Materials (natural material: clay)</u></p> |
|--|--|--|


St Vincent's Art Overview

Painting and Drawing to continue throughout the year but may be more of a focus in some Terms.


| <u>Year 1</u> | | |
|---|--|---|
| Autumn | Spring | Summer |
| <p><u>Painting (P1)</u> Kandinsky Primary colours, mixing colours.</p> <div style="text-align: center;">  </div> <p><u>Drawing (D7)</u> Charcoal/Pencil/Pen Portraits-sketching-Leading to salt dough faces.</p> | <p><u>Textiles (TS2/4)</u> * Simple weaving with variety of materials.</p> | <p><u>3D/Sculpture (3D1)</u> Andy Goldsworthy Working in clay to produce flowers</p> <p><u>Drawing/Painting (D3)</u> flowers linked with Science- Growing</p> |
| <p><u>Cross-Curricular link: Science: Animals including humans</u></p> | <p><u>Cross-Curricular link: Science: Materials</u></p> | <p><u>Cross-Curricular link: Science: Plants and Living Things and Materials (natural material: clay)</u></p> |

St Vincent's Art Overview

Year 2


| Autumn | Spring | Summer |
|---|--|--|
| <p><u>Painting</u> <i>Seurat</i> Making shapes with Pointillism. Final piece using technique.</p>  <p><u>Drawing (D5)</u> Charcoal</p> | <p><u>Collage (COL3)</u> <i>Matisse</i> Textures of papers to create an effect</p> | <p><u>Printing (PR1/2)</u> Direct Mono Incised</p> <p><u>Drawing</u> Still life drawings of Australian artefacts</p> |
| <p><u>Cross-Curricular link:</u> History: Great Fire of London</p> | <p><u>Cross-Curricular link:</u> Science: Animals</p> | <p><u>Cross-Curricular link:</u> Geography: Australia</p> |

St Vincent's Art Overview

| <u>Year 3</u> | | |
|--|---|--|
| Autumn | Spring | Summer |
| <p>Collage <i>Andy Goldsworthy</i> <i>Arcimboldo</i></p>  <p><i>Harry</i></p> <p>In Year 3 we have been looking at the Italian artist Giuseppe Arcimboldo who created a range of imaginative collage paintings using fruit, vegetables, fish and books. We used a mixture of already drawn pictures and drawing our own to create our final collage work.</p> | <p><u>Drawing and Painting (D8/P7)</u> <i>Van Gogh</i> Landscape Interior/exterior</p> | <p><u>Printing (PR4)</u> Link to Topic (Egyptians) Block printing: hieroglyphics</p> |
| <p><u>Cross-Curricular link: Science: Animals Including Humans and Food</u></p> | | <p><u>Cross-Curricular link: History: Ancient Egypt</u></p> |

St Vincent's Art Overview

Year 4

| Autumn | Spring | Summer |
|---|--|---|
| <p><u>Drawing and Painting (D6)</u> <i>Hockney</i></p>  <p>Use a limited colour palette to paint trees in the environment.</p> | <p><u>Textiles (TS6)</u> <i>Klimt</i></p> <p>Drawing shapes. Colour mixing. Experimenting with Brusho on strips of fabric. Embroider, stick beads/sequins on strips of material.</p> | <p><u>3D /Sculpture (3D5)</u> Shields using Modroc.</p> |
| <p><u>Cross-Curricular link: Geography: (Europe)</u> Physical Features</p> | | <p><u>Cross-Curricular link: History: Romans</u></p> |

St Vincent's Art Overview

Year 5

Autumn

Drawing (P10/6)
Picasso : Still life



Spring

Collage (COL7)
Blake
(*Could link to Topic: Textiles*)

Summer


Textiles (TS8)
Morris

Cross-Curricular link: English The Boy who Harnessed the Wind.

Cross-Curricular Link: Science (Living things)

St Vincent's Art Overview

Year 6

| Autumn | Spring | Summer |
|--|---|---|
| <p><u>Drawing</u> (D2/4, D10) <i>Holbein</i> Portraits</p> | <p><u>Drawing and Painting</u> <i>Banksy</i> (Graffiti)</p> <p>Set up a wall for children to experience creating their own graffiti.</p> <p><u>Printing</u> Children make own tags. A tag is the most basic writing of an artist's name; it is simply a handstyle. A graffiti writer's tag is his or her personalised signature.</p> <p><u>Printing</u> (Pr3/PR5)</p> | <p><u>3D /Sculpture</u>(3D8) Body adornments</p> <p>Painting using hats as a starting point.</p> |
| <p><u>Cross-Curricular link: History</u> Remembrance and WWII. Analysing work of commissioned war artists</p> | <p><u>Cross-Curricular link: History WWII.</u> Propaganda posters</p> <div style="text-align: center;">  </div> <p>Graffiti tag</p> | <p><u>Cross-Curricular link: Geography: Brazil</u></p> |

St Vincent's Art Overview

| Y1 | Y2 | Y3 | Y4 | Y5 | Y6 |
|-------------|---------|-----------------------------------|---------|---------|---------|
| Kadinsky | Seurat | Andy Goldsworthy Arcimboldo | Hockney | Picasso | Holbein |
| | Matisse | Van Gogh | Klimt | Blake | Bansky |
| Goldsworthy | | | | Morris | |